

STATEMENT OF APPROPRIATIONS, ALLOTMENTS, OBLIGATIONS, DISBURSEMENTS AND BALANCES
As of the Quarter Ending December 31, 2016

Department : State Universities and Colleges
 Agency : NEGROS ORIENTAL STATE UNIVERSITY (NORSU)
 Operating Unit :
 Organization Code (UACS) : 100 072 00 00200
 Funding Source Code (as clustered) : Fund 101
 (e.g. Old Fund Code: 101,102, 151)

	Current Year Appropriations
	Supplemental Appropriations
X	Continuing Appropriations


Particulars	UACS CODE	Appropriations			Allotments			Current Year Obligations					Current Year Disbursements				Balances							
		Authorized	Adjustments	Adjusted	Allotments	Adjustments	Transfer To	Transfer	Adjusted	1st Quarter	2nd Quarter	3rd Quarter	4th Quarter	Total	1st Quarter	2nd Quarter	3rd Quarter	4th Quarter	Total	Unreleased	Unobligated	Unpaid Obligations		
		Appropriation	(To)/From, Realignment)	Appropriations	Received	(Withdrawal, Realignment)		From	Total	Ending	Ending	Ending	Ending		Ending	Ending	Ending	Ending		Appropriations	Allotment	Due and	Not Yet Due and	
1	2	3	4	5 = (3+4)	6	7	8	9	10 = [(6+7)-8-9]	11	12	13	14	15 = (11+12+13+14)	16	17	18	19	20 = (16+17+18+19)	21=(5-10)	22=(10-15)	23	24	
I. Agency Specific Budget	1 01 101																							
General Administration and Support																								
General Administration and Supervision	1 00 00 0000	96,353.62	0.00	96,353.62	96,353.62	0.00	0.00	0.00	96,353.62	0.00	0.00	0.00	0.00	0.00	0.00	0.00	0.00	0.00	0.00	0.00	0.00	96,353.62	0.00	0.00
PAP	1 00 01 0000																							
PS				0.00					0.00					0.00					0.00	0.00		0.00		
MOOE		96,353.62		96,353.62	96,353.62				96,353.62					0.00					0.00	0.00		96,353.62		
Fin Exp (if applicable)				0.00					0.00					0.00					0.00	0.00		0.00		
CO				0.00					0.00					0.00					0.00	0.00		0.00		
Support to Operations	2 00 00 0000	16,343.62	0.00	16,343.62	16,343.62	0.00	0.00	0.00	16,343.62	0.00	0.00	0.00	0.00	0.00	0.00	0.00	0.00	0.00	0.00	0.00	0.00	16,343.62	0.00	0.00
PAP	2 00 01 0000																							
PS				0.00					0.00					0.00					0.00	0.00		0.00		
MOOE		16,343.62		16,343.62	16,343.62				16,343.62					0.00					0.00	0.00		16,343.62		
Fin Exp (if applicable)				0.00					0.00					0.00					0.00	0.00		0.00		
CO				0.00					0.00					0.00					0.00	0.00		0.00		
Operations	3 00 00 0000	33,983,666.19	0.00	33,983,666.19	33,983,666.19	0.00	0.00	0.00	33,983,666.19	8,528,611.18	2,065,450.00	12,212,000.00	8,413,760.59	31,219,821.77	8,423,611.18	2,155,950.00	12,226,500.00	3,001,814.50	25,807,875.68	0.00	2,763,844.42	5,411,946.09	0.00	0.00
MFO 1 - HIGHER EDUCATION SERVICES	3 01 00 0000	31,194,700.62	0.00	31,194,700.62	31,194,700.62	0.00	0.00	0.00	31,194,700.62	8,514,111.18	2,065,450.00	12,212,000.00	7,825,532.50	30,617,093.68	8,423,611.18	2,155,950.00	12,212,000.00	2,991,759.50	25,783,320.68	0.00	577,606.94	4,833,773.00	0.00	0.00
PAP	3 01 01 0000																							
PS				0.00					0.00					0.00					0.00	0.00		0.00		
MOOE		31,194,700.62		31,194,700.62	31,194,700.62				31,194,700.62	8,514,111.18	2,065,450.00	12,212,000.00	7,825,532.50	30,617,093.68	8,423,611.18	2,155,950.00	12,212,000.00	2,991,759.50	25,783,320.68	0.00	577,606.94	4,833,773.00	0.00	0.00
Fin Exp (if applicable)				0.00					0.00					0.00					0.00	0.00		0.00		
CO				0.00					0.00					0.00					0.00	0.00		0.00		
MFO 2 - ADVANCE EDUCATION SERVICES	3 02 00 0000	178,874.50	0.00	178,874.50	178,874.50	0.00	0.00	0.00	178,874.50	0.00	0.00	0.00	0.00	0.00	0.00	0.00	0.00	0.00	0.00	0.00	0.00	178,874.50	0.00	0.00
PAP	3 02 01 0000																							
PS				0.00					0.00					0.00					0.00	0.00		0.00		
MOOE		178,874.50		178,874.50	178,874.50				178,874.50	0.00	0.00	0.00	0.00	0.00	0.00	0.00	0.00	0.00	0.00	0.00	0.00	178,874.50	0.00	0.00
Fin Exp (if applicable)				0.00					0.00					0.00					0.00	0.00		0.00		
CO				0.00					0.00					0.00					0.00	0.00		0.00		
MFO 3 - RESEARCH SERVICES	3 03 00 0000	772,735.77	0.00	772,735.77	772,735.77	0.00	0.00	0.00	772,735.77	14,500.00	0.00	0.00	457,180.00	471,680.00	0.00	0.00	14,500.00	10,055.00	24,555.00	0.00	301,055.77	447,125.00	0.00	0.00
PAP	3 03 01 0000																							
PS				0.00					0.00					0.00					0.00	0.00		0.00		
MOOE		772,735.77		772,735.77	772,735.77				772,735.77	14,500.00	0.00	0.00	457,180.00	471,680.00	0.00	0.00	14,500.00	10,055.00	24,555.00	0.00	301,055.77	447,125.00	0.00	0.00
Fin Exp (if applicable)				0.00					0.00					0.00					0.00	0.00		0.00		
CO				0.00					0.00					0.00					0.00	0.00		0.00		
MFO 4 - EXTENSION SERVICES	3 04 00 0000	1,837,355.30	0.00	1,837,355.30	1,837,355.30	0.00	0.00	0.00	1,837,355.30	0.00	0.00	0.00	131,048.09	131,048.09	0.00	0.00	0.00	0.00	0.00	0.00	1,706,307.21	131,048.09	0.00	0.00
PAP	3 04 01 0000																							
PS				0.00					0.00					0.00					0.00	0.00		0.00		
MOOE		1,837,355.30		1,837,355.30	1,837,355.30				1,837,355.30	0.00	0.00	0.00	131,048.09	131,048.09	0.00	0.00	0.00	0.00	0.00	0.00	1,706,307.21	131,048.09	0.00	0.00
Fin Exp (if applicable)				0.00					0.00					0.00					0.00	0.00		0.00		
CO				0.00					0.00					0.00					0.00	0.00		0.00		
Locally-Funded Project(s)	10,243,062.02	0.00	10,243,062.02	10,243,062.02	0.00	0.00	0.00	0.00	10,243,062.02	8,450,207.90	0.00	0.00	0.00	8,450,207.90	0.00	0.00	1,267,531.19	2,085,097.04	3,352,628.23	0.00	1,792,854.12	5,097,579.67	0.00	0.00
PAP																								
PS				0.00					0.00					0.00					0.00	0.00		0.00		
MOOE				0.00					0.00					0.00					0.00	0.00		0.00		
Fin Exp (if applicable)				0.00					0.00					0.00					0.00	0.00		0.00		
CO				0.00					0.00					0.00					0.00	0.00		0.00		
Foreign-Assisted Project(s)	10,243,062.02	0.00	10,243,062.02	10,243,062.02	0.00	0.00	0.00	0.00	10,243,062.02	8,450,207.90	0.00	0.00	0.00	8,450,207.90	0.00	0.00	1,267,531.19	2,085,097.04	3,352,628.23	0.00	1,792,854.12	5,097,579.67	0.00	0.00
PAP																								
PS				0.00					0.00					0.00					0.00	0.00		0.00		
MOOE				0.00					0.00					0.00					0.00	0.00		0.00		
Fin Exp (if applicable)				0.00					0.00					0.00					0.00	0.00		0.00		
CO				0.00					0.00					0.00					0.00	0.00		0.00		
Sub-Total, Agency Specific Budget		44,339,425.45	0.00	44,339,425.45	44,339,425.45	0.00	0.00	0.00	44,339,425.45	16,978,819.08	2,065,450.00	12,212,000.00	8,413,760.59	39,670,029.67	8,423,611.18	2,155,950.00	13,494,031.19	5,086,911.54	29,160,503.91	0.00	4,669,395.78	10,509,525.76	0.00	0.00
PS		0.00	0.00	0.00	0.00	0.00	0.00	0.00	0.00	0.00	0.00	0.00	0.00	0.00	0.00	0.00	0.00	0.00	0.00	0.00	0.00	0.00	0.00	0.00
MOOE		34,096,363.43	0.00</																					


STATEMENT OF APPROPRIATIONS, ALLOTMENTS, OBLIGATIONS, DISBURSEMENTS AND BALANCES
As of the Quarter Ending December 31, 2016


Department: State Universities and Colleges
 Agency: NEGROS ORIENTAL STATE UNIVERSITY (NORSU)
 Operating Unit:
 Organization Code (UAACS): 05 372 01 05000
 Funding Source Code (as clustered): Fund 101
 (e.g. Old Fund Code: 101,102, 151)


	Current Year Appropriations
	Supplemental Appropriations
X	Continuing Appropriations

Particulars	UAACS CODE	Appropriations			Allotments				Current Year Obligations					Current Year Disbursements				Balances						
		Authorized Appropriation	Adjustments (Transfer To/From, Reassignment)	Adjusted Appropriations	Allotments Received	Adjustments (Withdrawal, Reassignment)	Transfer To	Transfer From	Adjusted Total Allotments	1st Quarter Ending March 31	2nd Quarter Ending June 30	3rd Quarter Ending Sept. 30	4th Quarter Ending Dec. 31	Total	1st Quarter Ending March 31	2nd Quarter Ending June 30	3rd Quarter Ending Sept. 30	4th Quarter Ending Dec. 31	Total	Unreleased Appropriations	Unobligated Allotment	Unpaid Obligations (15-20) = (23+24)		
		3	4	5 = (3-4)	6	7	8	9	10 = [(6-7)+8-9]	11	12	13	14	15 = (11+12+13+14)	16	17	18	19	20 = (16+17+18+19)	21=(5-10)	22=(10-15)	23	24	
III. Special Purpose Fund (Please specify)		0.00	0.00	0.00	0.00	0.00	0.00	0.00	0.00	0.00	0.00	0.00	0.00	0.00	0.00	0.00	0.00	0.00	0.00	0.00	0.00	0.00	0.00	0.00
MPBF-PS	101			0.00					0.00					0.00					0.00	0.00	0.00	0.00	0.00	0.00
MPBF-MOOE	101			0.00					0.00					0.00					0.00	0.00	0.00	0.00	0.00	0.00
PGF-PS (Pension Benefits and others)	101			0.00					0.00					0.00					0.00	0.00	0.00	0.00	0.00	0.00
Sub-Total, Special Purpose Fund		0.00	0.00	0.00	0.00	0.00	0.00	0.00	0.00	0.00	0.00	0.00	0.00	0.00	0.00	0.00	0.00	0.00	0.00	0.00	0.00	0.00	0.00	0.00
PS		0.00	0.00	0.00	0.00	0.00	0.00	0.00	0.00	0.00	0.00	0.00	0.00	0.00	0.00	0.00	0.00	0.00	0.00	0.00	0.00	0.00	0.00	0.00
MOOE		0.00	0.00	0.00	0.00	0.00	0.00	0.00	0.00	0.00	0.00	0.00	0.00	0.00	0.00	0.00	0.00	0.00	0.00	0.00	0.00	0.00	0.00	0.00
Fin Exp (if applicable)		0.00	0.00	0.00	0.00	0.00	0.00	0.00	0.00	0.00	0.00	0.00	0.00	0.00	0.00	0.00	0.00	0.00	0.00	0.00	0.00	0.00	0.00	0.00
CO		0.00	0.00	0.00	0.00	0.00	0.00	0.00	0.00	0.00	0.00	0.00	0.00	0.00	0.00	0.00	0.00	0.00	0.00	0.00	0.00	0.00	0.00	0.00
GRAND TOTAL		44,339,425.45	0.00	44,339,425.45	44,339,425.45	0.00	0.00	0.00	44,339,425.45	16,978,819.08	2,065,450.00	12,212,000.00	8,413,760.59	39,670,029.67	8,423,611.18	2,155,950.00	13,494,031.19	5,086,911.54	29,160,503.91	0.00	4,669,395.78	10,509,525.76	0.00	0.00
PS		0.00	0.00	0.00	0.00	0.00	0.00	0.00	0.00	8,528,611.18	0.00	0.00	0.00	8,528,611.18	0.00	0.00	0.00	0.00	8,528,611.18	0.00	0.00	0.00	0.00	0.00
MOOE		34,096,363.43	0.00	34,096,363.43	34,096,363.43	0.00	0.00	0.00	34,096,363.43	0.00	2,065,450.00	12,212,000.00	8,413,760.59	31,219,821.77	8,423,611.18	2,155,950.00	12,226,500.00	3,001,814.50	25,807,875.68	0.00	2,876,541.65	5,411,946.09	0.00	0.00
Fin Exp (if applicable)		0.00	0.00	0.00	0.00	0.00	0.00	0.00	0.00	0.00	0.00	0.00	0.00	0.00	0.00	0.00	0.00	0.00	0.00	0.00	0.00	0.00	0.00	0.00
CO		10,243,062.02	0.00	10,243,062.02	10,243,062.02	0.00	0.00	0.00	10,243,062.02	8,450,207.90	0.00	0.00	0.00	8,450,207.90	0.00	0.00	1,267,531.19	2,085,097.04	3,352,628.23	0.00	1,792,854.12	5,097,579.67	0.00	0.00
Recapitulation by MFO:		33,983,666.19	0.00	33,983,666.19	33,983,666.19	0.00	0.00	0.00	33,983,666.19	8,528,611.18	2,065,450.00	12,212,000.00	8,413,760.59	31,219,821.77	8,423,611.18	2,155,950.00	12,226,500.00	3,001,814.50	25,807,875.68	0.00	2,763,844.42	5,411,946.09	0.00	0.00
MFO 1 - HIGHER EDUCATION SERVICES		31,194,700.62	0.00	31,194,700.62	31,194,700.62	0.00	0.00	0.00	31,194,700.62	8,514,111.18	2,065,450.00	12,212,000.00	7,825,532.50	30,617,093.68	8,423,611.18	2,155,950.00	12,212,000.00	2,991,759.50	25,763,320.68	0.00	577,606.94	4,833,773.00	0.00	0.00
MFO 2 - ADVANCE EDUCATION SERVICES		178,874.50	0.00	178,874.50	178,874.50	0.00	0.00	0.00	178,874.50	0.00	0.00	0.00	0.00	0.00	0.00	0.00	0.00	0.00	0.00	0.00	178,874.50	0.00	0.00	0.00
MFO 3 - RESEARCH SERVICES		772,735.77	0.00	772,735.77	772,735.77	0.00	0.00	0.00	772,735.77	14,500.00	0.00	0.00	457,180.00	471,680.00	0.00	14,500.00	10,055.00	24,555.00	0.00	301,055.77	447,125.00	0.00	0.00	
MFO 4 - EXTENSION SERVICES		1,837,355.30	0.00	1,837,355.30	1,837,355.30	0.00	0.00	0.00	1,837,355.30	0.00	0.00	0.00	131,048.09	131,048.09	0.00	0.00	0.00	0.00	0.00	1,706,307.21	131,048.09	0.00	0.00	

Certified Correct:  RENE BOY A. CATUBIG, CPA
 University Budget Officer
 Date: 30-Jan-17

Certified Correct:  MERLYN A. ROMANO, CPA
 University Chief Accountant
 Date: 30-Jan-17

Recommending Approval:  JOEL MARJON E. LIS
 VP-Admin, Planning and Development
 Date: 30-Jan-17

Approved By:  JOEL P. LIMON, Ph. D.
 University President
 Date: 30-Jan-17

*MPBF = Miscellaneous Personnel Benefits Fund
 **PGF = Pension and Gratuity Fund (Terminal Leave)